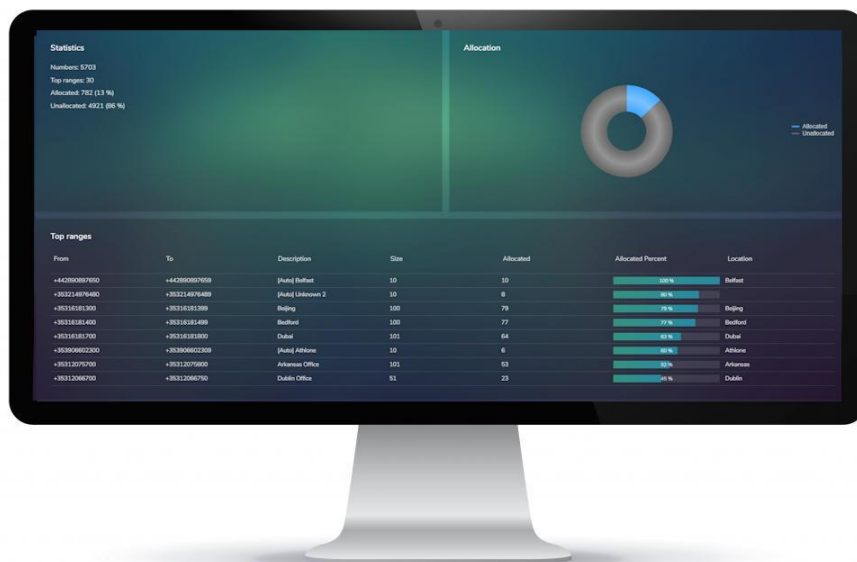


MAF NMS™

A Quick Look

DID Range Number Management System



What is it?

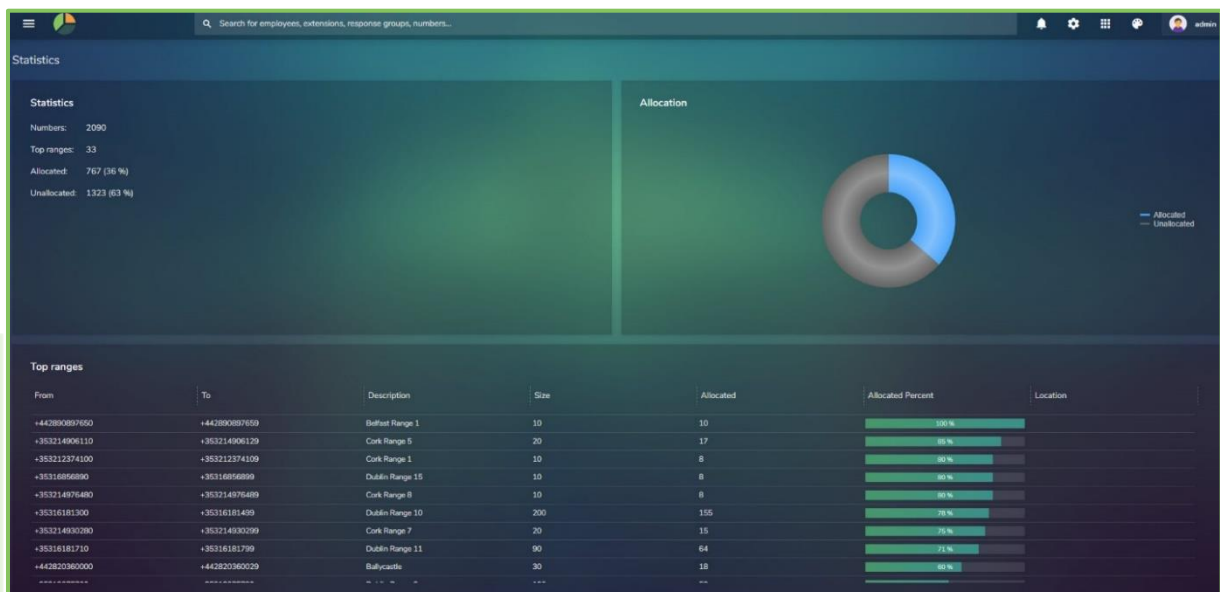
MAF NMS™ is a quick and easy solution to managing multiple DID ranges. It allows you to view and manage all your DID numbers across an unlimited number of ranges. No more managing DID's by spreadsheet.

How can it help me?

Tracking and managing DIDs can be a costly and time-consuming task for companies. Not anymore with MAF NMS™, the single pane of glass view and automation of manual tasks results in reduced costs and risks and improved business processes.

Automatic DID range population

MAF NMS™ automatically updates the details for each of the DID ranges taking details from AD or other databases making it UC platform independent. Any changes that are made in Active Directory will automatically update MAF NMS™.



Statistics

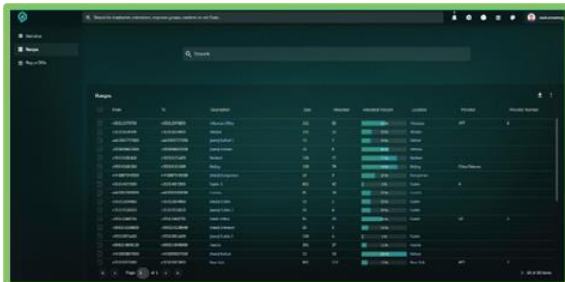
The DID statistics screen gives summary information of the DID ranges, totals DID ranges, Allocated DID numbers and unallocated DID numbers. The total allocated vs. unallocated DIDs can be seen in the pie chart. The table displays individual range information and sorting can be applied to any of these fields for example to see the top % allocated ranges first.

Automatic range generation

A unique feature of MAF NMS™ is the ability to automatically generate ranges following the import of DIDs. This is done by grouping associated, sequential DIDs into an autogenerated range with a description.

Ranges

The ranges screen allows you to view information on existing ranges or create a new range. You can see details associates with a range including from and to numbers, Size, % allocated, location and provider details.

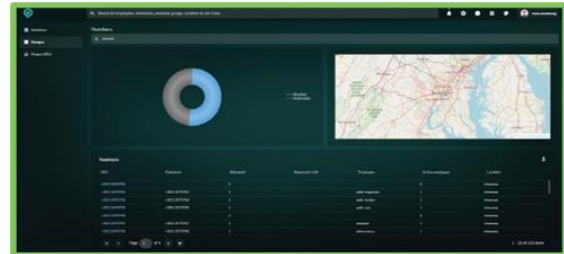


Range	From	To	Size	% Allocated	Location	Provider
1000000000-1000000000	1000000000	1000000000	1	100%		
1000000001-1000000001	1000000001	1000000001	1	100%		
1000000002-1000000002	1000000002	1000000002	1	100%		
1000000003-1000000003	1000000003	1000000003	1	100%		
1000000004-1000000004	1000000004	1000000004	1	100%		
1000000005-1000000005	1000000005	1000000005	1	100%		
1000000006-1000000006	1000000006	1000000006	1	100%		
1000000007-1000000007	1000000007	1000000007	1	100%		
1000000008-1000000008	1000000008	1000000008	1	100%		
1000000009-1000000009	1000000009	1000000009	1	100%		
1000000010-1000000010	1000000010	1000000010	1	100%		

For quick access to information there is a search bar and the ranges page can be exported in Excel or PDF format. It is possible to verify that the DID numbers in a range correlate to those given by the service provider. DID range information can be either imported or exported from the Range screen.

Range details

Detailed information for a selected range can be viewed in the range details page. From here each DID can be viewed along with employee information if allocated.



Unallocated DIDs can be assigned to employees and there is a search bar for quick location to the desired information. DIDs can be reserved for a specific date ensuring that required DIDs can be reserved for a specific date ensuring that required DIDs are not accidentally assigned. The DID range details can be exported in either Excel or PDF format.

Rogue DIDs

The rogue DID screen shows DIDs that have been used but are not allocated to specific DID range. This is typically used to clean up an organizations DIDs ensuring all used DIDs are allocated to a range which can be a lengthy and often inaccurate manual process.

Alarms

To pro-actively manage the capacity of your DID ranges alerts can be sent via email when a range reaches a user defined % capacity. Any number of alarms can be set with varying % capacity thresholds and multiple recipients can receive the email notification.

DID Reports

Reports are available to show all DIDs, allocated DIDs and unallocated DIDs. Filters can be applied to the reports to show only selected DID ranges, service providers or locations.

Number Management and Provisioning for Microsoft Teams

Easily track and manage DID/DDI numbers in Microsoft Teams. MAF NMS™ provides more clarity for Microsoft Teams number provisioning

- Number provisioning, outside of the Teams admin portal
- Select relevant Teams phone system license to be activated for employees
- Bulk provisioning of Microsoft Teams DIDs
- Allocated DID verification
- Pro-active alerts when a range is reaching capacity
- Support for direct routing, Teams calling plans and operator connect

Powershell

For users of Microsoft UC the use of Powershell scripts can further assist in task automation and configuration of the DID ranges.

Installation

MAF NMS™ is offered from our cloud and on-prem. It can be installed as a standalone solution but is typically part of the MAF ICIMS™ suite of software



Who we are

Formed in 2000, MAF InfoCom™ is a leading innovative technology provider with over two decades experience delivering solutions for Unified Communications and Collaboration including Monitoring, Analytics, Reporting, Recording, Headset & Device Management and DID Management.

We serve tens of thousands customers around the globe, in a large variety of branches. We have installations in over 50 countries ranging from SME's to multi-national global enterprises. In Europe MAF InfoCom™ is the largest provider of UC reporting solutions.

With the market trend towards Unified Communications and Collaboration we expand our sales across the globe rapidly. Our solutions work with every major UC&C technology.

Our solutions are offered from the Cloud, On-Premises and Partner Hosted to enable our customers and partners to choose the best model for their needs.

MAF ICIMS™

UC&C Monitoring Analytics & Reporting

MAF ICIMS CC™

Live Wallboards, Real Time Agent Status

MAF NMS™

Number Management System, DID Range Management

MAF UCR™

UC Voice Recorder

MAF DMS™

Inventory Management for Headset and Devices

MAF QMS™

Microsoft Teams Call Queue Management System